

# GENERAL HAZARDS AND PREVENTATIVE MEASURES IN THE PORT OF AVILÉS SERVICE AREA (PORT OF AVILÉS QUAYS)



## Avilés Port Authority Occupational Health and Safety Area



	<p align="center"><b>GENERAL HAZARDS AND PREVENTATIVE MEASURES IN THE PORT OF AVILÉS SERVICE AREA (PORT OF AVILÉS QUAYS)</b></p>	<b>Date</b> December 2024
		<b>Version</b> 3.0

In accordance with that which is provided for in Royal Decree 171/2004 of 30 November pursuant to which Article 24 of the Spanish Occupational Health and Safety Act 31/1995 is developed on coordinating business activities you are hereby informed by way of these files of the General Hazards assessed in the Port of Avilés service area (particularly on the quays) and the preventative measures with respect to these.

#### AREA/ZONE: QUAYS

**DEFINITION:** These are a set of quays spread over both banks of the Avilés estuary:

Left Bank:

- Muelle Oeste Quay, San Juan de Nieva Dock: 300 m long and 10 m draught (LLW)
- Muelle Sur Quay, San Juan de Nieva Dock: 380 m long and 12 m draught (LLW)
- Muelle de Raíces Quay: 823 m long and 8 m draught (LLW)
- Muelle de Raíces Ampliación Quay: 410 m long and 12 m draught (LLW)

Right Bank:

- Muelle Valliniello Quay: 995 m long and 14 m draught (LLW)
- Muelle Sur, San Agustín Quay: 260 m long and 7 m draught (LLW)

The left-bank quays and the right-bank Muelle de Valliniello Quay are used for Solid Bulk, Liquid Bulk, large components and General Goods. The Muelle Sur Quay at San Agustín Quay is used for passenger traffic.

#### **MAIN EQUIPMENT IN THE AREA:**

LEFT BANK:

- Muelle Oeste Quay, San Juan de Nieva Dock: Sulphuric acid loading equipment
- Muelle de Raíces Quay: one 16 t electric crane
- Muelle de Raíces Ampliación Quay: one 16 t electric crane

There are eight diesel cherry-pickers that can operate on any left-bank quay.

RIGHT BANK:

- Muelle de Valliniello Quay: Three self-propelled cranes and a hybrid crane. Sulphuric acid storage tank.

There are also other special, land mechanical resources for loading and unloading on the quays of both banks: conveyor belts, fork-lift trucks, shovel loaders, mobile hoppers and dump trucks.

Any work done in these areas must comply with the safety measures corresponding to the associated hazards.

GENERAL HAZARDS IN THE PORT OF AVILÉS SERVICE AREA	
HAZARDS	PREVENTATIVE MEASURES
Falls from a height.	<p>Keep the safety distance from the quay edge.</p> <p>Work with the appropriate collective and individual protection in accordance with the functions to be performed and jobs to be done.</p> <p>Respect, cordon off and signpost the work area.</p> <p>When working at different heights of over 2 m without collective protection, safety harnesses should be worn to protect against the risk of falls.</p>
Falls on the same level	Wear appropriate safety footwear and soles for the job to be done.

	<b>GENERAL HAZARDS AND PREVENTATIVE MEASURES IN THE PORT OF AVILÉS SERVICE AREA (PORT OF AVILÉS QUAYS)</b>	<b>Date</b> December 2024  <b>Version</b> 3.0
---	--	---









GENERAL HAZARDS IN THE PORT OF AVILÉS SERVICE AREA	
HAZARDS	PREVENTATIVE MEASURES
	<p>Regularly check the condition of the ground and the tidiness and cleanliness of the work areas.</p> <p>Respect, cordon off and signpost the work area.</p>
Falls of loose or hand-held objects	<p>Respect the radius of influence of lifting or transport machinery. Never stand under a suspended load. Adequately coordinate between scheduled work and port operations.</p> <p>Do not stand under conveyor belts, or near goods transport operations owing to the risk of falling objects.</p> <p>Hard hats must be worn in the vicinity of areas where operations with suspended loads are being carried out.</p>
Detachments, collapses and cave-ins	<p>Avoid risk situations near material stocks where work is being done, caused either by human (e.g. working too near heaps without respecting the distances, working under conveyor belts, etc.) or technical factors, weather conditions, excessive heap heights, etc.</p> <p>Do not stand or move around between heaps of materials.</p>
Knocks against moving and stationary objects	<p>Keep materials tidy, cordoning-off and signposting areas used for stacking or piling and for storage purposes. Avoid leaving material in any other place than the one designated for it.</p> <p>Extreme caution must be exercised when in the vicinity of transport operations being undertaken by trucks, fork-lifts etc. Do not enter the radius of action of these.</p>
Stepping on objects	<p>Ensure that work and deposit areas are clean and tidy.</p> <p>Safety footwear must be worn.</p> <p>Regularly check for the absence of waste, straps or bands, etc. in work areas.</p> <p>Regularly check the condition of the ground and the tidiness and cleanliness of the work areas.</p>
Knocks/cuts from objects or tools	<p>Check there that the lighting conditions are adequate before starting on any job.</p> <p>Respect, cordon off and signpost the work area.</p> <p>Regularly check the condition of the ground and heaps or stacked items.</p> <p>Any tools, PPEs and machinery used must be EC certified or, where appropriate, in keeping with Royal Decree 1215/97 on Work Equipment.</p>
Entrapment by or between objects	<p>Wear suitably close-fitting clothing.</p> <p>Do not handle or get close up to conveyor belts unless you are part of the maintenance or operating staff.</p> <p>Respect the radius of influence and safety distances for any machinery in the work area.</p> <p>High visibility and reflective clothing must be worn by all personnel who pass through dock areas.</p>
Crashes (Self-moving machinery and vehicles)	<p>Drive on those roadways and walk in those places that have been respectively adapted for vehicles and pedestrians, etc.</p> <p>Drive at sufficient distance from the corners and exits of warehouses and industrial bays to avoid crashing into machinery coming out from them.</p>

	<b>GENERAL HAZARDS AND PREVENTATIVE MEASURES IN THE PORT OF AVILÉS SERVICE AREA (PORT OF AVILÉS QUAYS)</b>	<b>Date</b> December 2024  <b>Version</b> 3.0
---	--	---

GENERAL HAZARDS IN THE PORT OF AVILÉS SERVICE AREA	
HAZARDS	PREVENTATIVE MEASURES
	<p>Respect those areas adapted for materials' storage without invading driving lanes, crossings, etc.</p> <p>Only authorised personnel must walk around unloading areas and roadways and always under the conditions indicated above as regards the movement of loads.</p> <p>Only appropriately trained and authorised personnel must be present during port operations.</p> <p>Extreme caution must be exercised when in the vicinity of transport operations being undertaken by trucks, fork-lifts etc. Do not enter the radius of action of these.</p> <p>Obey traffic rules and road safety signs and signals in Port of Avilés facilities.</p> <p>Do not exceed the maximum speed limit of 40 km/h.</p> <p>Any vehicles circulating around the port area must have fully valid authorisations, regulatory inspections and insurance.</p> <p>Respect right-hand and left-hand traffic directions.</p> <p>High visibility and reflective clothing must be worn by all personnel who pass through dock areas.</p>
Entrapment caused by overturned machinery	<p>Respect the minimum safety standards when handling machinery.</p> <p>Keep away from the machinery areas of action.</p>
Flying debris or particles	<p>It is recommended that integrated, tight-fitting safety glasses or goggles be worn for jobs or areas in which there is a possibility of flying fragments or shavings harming the eyes owing to wind, rolling stock, bulk stores, etc.</p>
Electrical contacts	<p>Only suitably qualified and authorised personnel must do electrical work or be present in electrical hazard areas.</p> <p>It is strictly prohibited to handle switchboards and other dock electrical installations.</p> <p>Companies and workers doing electrical work must be duly certified to undertake such tasks.</p> <p><b><u>It is essential that signals and signposting be obeyed in the areas where the overhead power line crosses the Valliniello quay in order to ensure that neither mobile work equipment nor the loads they carry come into contact with it.</u></b></p> <p><b><u>The maximum clearance at Phase II of the Valliniello Quay is 55 m. This height must not be exceeded by any equipment under any circumstances. If there is a need to exceed it even slightly, the Port Authority must be contacted beforehand. The maximum clearance limit area is marked by a stretch of yellow line along the kerb and the yellow norays at the edge of the quay.</u></b></p>
Contact with caustic and/or corrosive substances	<p>Sulphuric acid loading/unloading operations at Muelle Oeste Quay and Muelle de Valliniello Quay must comply with applicable hazardous substance reception, handling and storage regulations. Quay operator instructions must be observed at all times in this respect.</p>
Exposure to dust environments	<p>It is recommended that suitable protection masks for the area and material involved be worn in excessively dusty work environments and in their surrounding areas.</p>

	<h1 style="text-align: center;">GENERAL HAZARDS AND PREVENTATIVE MEASURES IN THE PORT OF AVILÉS SERVICE AREA (PORT OF AVILÉS QUAYS)</h1>	<b>Date</b> December 2024
		<b>Version</b> 3.0

GENERAL HAZARDS IN THE PORT OF AVILÉS SERVICE AREA	
HAZARDS	PREVENTATIVE MEASURES
Fires/Explosions	<p>Never do work involving sparks, fire, arcs, etc., in areas or operations where this is prohibited.</p> <p>Ensure suitable extinction equipment, both in terms of number and quality, is available for the area and place where work is to be done. Keep safety distances with respect to places where fire is prohibited under any circumstances.</p> <p>Be sure all personnel involved know how to use fire extinction resources and are familiar with Port of Avilés Emergency Action Guidelines and Measures. Plan for emergency response actions to be taken in emergency situations that may be caused by your company activity.</p>
Lighting	<p>Extreme caution must be exercised when doing work in low visibility conditions.</p> <p>High visibility and reflective clothing must be worn by all personnel who pass through dock areas.</p>

COMPULSORY PERSONAL PROTECTION EQUIPMENT		
High visibility and reflective clothing		
Hard hat		(For work where there is a risk of people or objects falling inside the crane action radius)
Safety footwear		
Safety gloves		(Of a type suited to the tasks to be done)
Protection glasses		(For work in dusty environments or where there is a risk of flying debris)
Mask		(For work in dusty environments)
Safety harness		(For work involving the risk of falling from a height)
Life jackets		(For work at the edge of the quay or up to 1.5 m away from it)